

# MOVE & ACT - Empower Youth through Entrepreneurial and Digital Skills

2022-1-PL01-KA220-YOU-000086569

**Move**  
**& Act**

## Move&Act Social Story

Developed during  
the training in Athens





# What to expect when going to EMST from N. Smyrni

A Social Story Guide to help individuals under the spectrum of Autism to arrive at






Today I go to the National Museum of Contemporary Art of Athens (EMST). To arrive there, I must take the tram T6 from Nes Smyrne Square. I have to walk 8 minutes, take a tram (10 minutes) and then walk 3 minutes more. It takes me between 20 and 30 minutes because the tram takes time to arrive. I start my way in Azima, Cultural Art Space.





# Before leaving Azima:

I have to make sure I have everything I need. I take sunglasses and suncream with me because it's very sunny outside and I can get burned. I also take stoppers to avoid the noise on the streets.




From Azima to the tram station

My way starts at the Azima Cultural Art Space. From the place where I am, I have to go out through the door near the rainbow column.




While walking, I can see two streets: 1 left and 1 right. I do NOT have to turn, but I have to continue on my way until Agias Fotinis Street. There I can see a kiosk, and I have to turn left. I have to go straight on, and I can see a bridge at some point. I have to continue in this direction, passing down the bridge. This street is bigger than the others, full of shops, supermarkets, and trees.





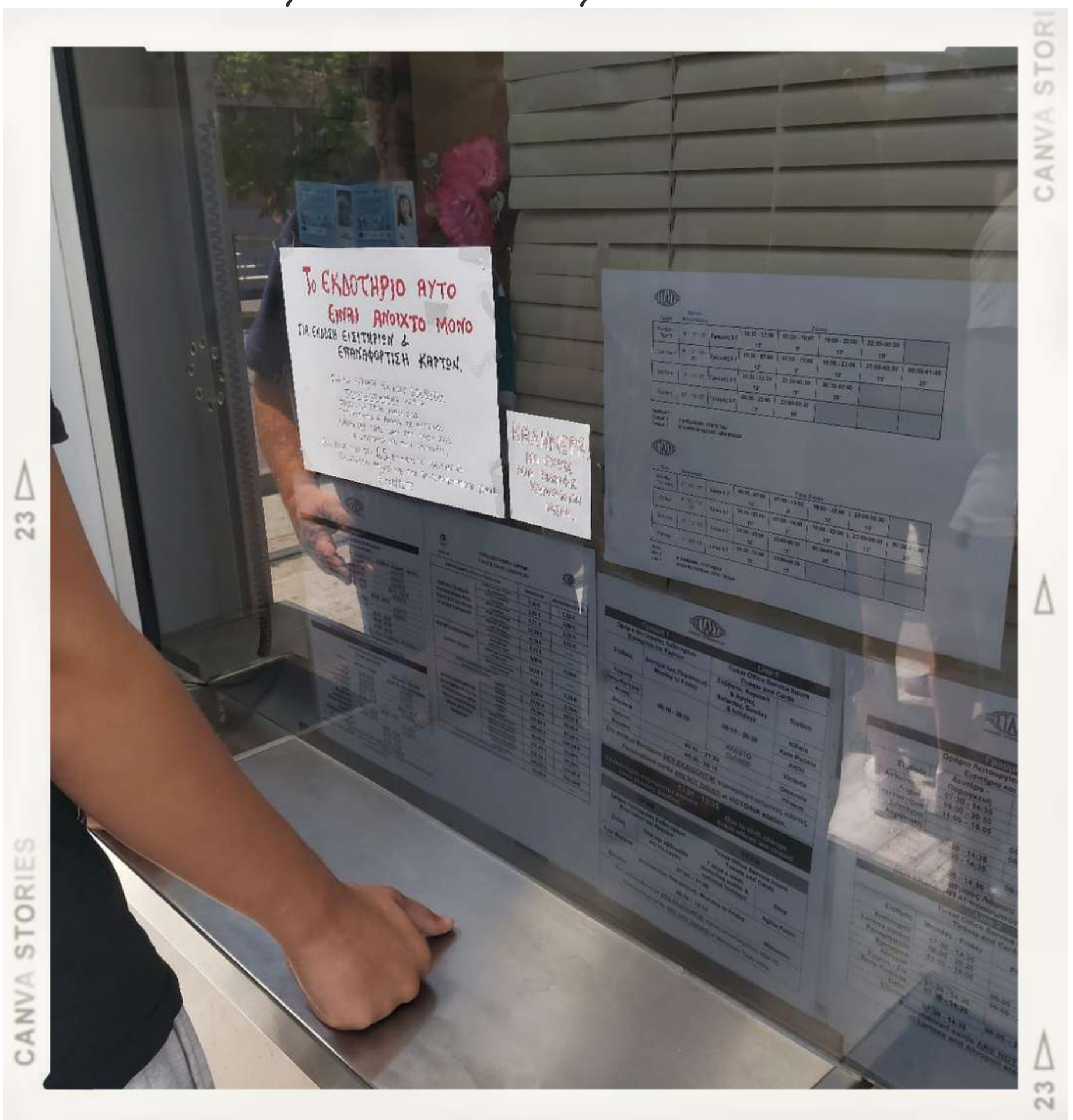
When I see the triangular traffic island, I must turn right and continue straight in Leof El Venizelou. I must pass the bar "Starbucks" to the square near it. There I have to cross the street using the crossing street, and I can finally reach the tram station.





# Buy the tram ticket:

At Agias Fotinis (the name of my tram stop), I can buy my ticket to get into the tram. I buy it at the tram stop. There's a ticket seller. I ask him for a single ticket, and I pay 1,20€. Then I get my ticket and am ready to wait for my tram.



This area is very crowded so there could be noise and many people. I must be careful: do not cross the railroads and keep enough distance from them.

The tram station has 2 railroads.

I have to be sure that I see "Starbucks" on my left side to take the correct direction: Syntagma.



The tram is on the right railroad.  
If I have doubts about my way, I can read the  
maps available in the area or ask people.  
When the tram arrived, I do not have to be scared  
if I do not see the written T6: only the number 6  
appears in the tram.





# Get into the tram:

The tram is arriving slowly. I take two steps back to make sure I'm safe. When the tram is stopped, doors open. I wait until people get down and then I get inside.





# How to behave on the tram:

Inside the tram, I have to validate the ticket in the machine. I contact the ticket with the machine.





I try to take sit. If there is no sit, I stand up and hold myself somewhere.





I shouldn't disturb people and pay attention to the stops. Mine is the 5th Phix.  
When I hear the name of my stop or see the written Phix on a tram sign, I have to get off the tram.





I have to cross the road and walk on the left side of Leof, Andrea Siggrou Street.

I have to go straight on until I see the museum to my left. The entrance is on the opposite side of the building. So I have to walk around the building and turn left twice until I see the main door.

It's a big red entrance with stairs.







This document may be copied, reproduced or modified according to the above rules. In addition, an acknowledgement of the authors of the document and all applicable portions of the copyright notice must be clearly referenced.

All rights reserved. © Copyright 2023 MOVE & ACT

# [moveandact-project.com](https://moveandact-project.com)



SOCIALINIS HUBAS

